



# HOW TO ACCESS EDocument

UNISEL Library

---

## Simple steps for you to access into EDocument:

1. Go to UNISEL Library page @<http://library.unisel.edu.my>
2. Click icon **MyLib**



**1<sup>ST</sup> PRIZE**  
Armaggeddon Gaming Sets with Keyboard

**2<sup>ND</sup> PRIZE**  
Awel Earphone Wireless BT Sport A980BL

**3<sup>RD</sup> PRIZE**  
Loca Powerbank 8,400 MAh

Emerald 3 in 1 Data Transfer & Charging Cable

unisel UNIVERSITY TELANGOR

Enter the Emerald Online Quiz for a chance to win great prizes!  
Competition duration – 1 December 2018 to 31 December 2018  
(T&Cs apply)

emerald PUBLISHING

### MEMBER

**WebOPAC 2.0**

**Turnitin**

**Ezproxy**  
Online Database Off Campus

**MyLib**  
Library member account

**Subject Browser**

**Library Compass**

3. Login the page with your username and password as registered.



PATRON IC / PASSPORT :  PASSWORD :

and access more module.

**IMPORTANT :** Please enter your IC or Passport No. and first 6 digit from the IC or passport no. as password,  
Patron Ic/ Passport : 601212031112 / A2765899 Password : 601212 / 276589  
\*\*\*\* Please change your password for security purpose\*\*\*\*

If you have any problem / difficulties in accessing, please contact :  
(Bestari Jaya) 03-32805081 / (Shah Alam) 03-55223566 or email [sirkulasi@unisel.edu.my](mailto:sirkulasi@unisel.edu.my)

**\*\*First time user** need to fill a form that provided by click **'sign up'**. The process takes 24hour (working day) before you can **log in** MyLib

## Library Membership

\* IMPORTANT: If you have any problem/difficulties in filling this FORM, please contact :  
Bestari Jaya (03-32805081) / Shah Alam (03-55223566) / or email ([sirkulasi@unisel.edu.my](mailto:sirkulasi@unisel.edu.my))

\* Required

Email address \*

Your email \_\_\_\_\_



Branch \*

Choose ▼

Membership Type \*

- Local Student
- Foreign Student
- Academic Staff
- Administration Staff
- Other: \_\_\_\_\_

Identification Card / Passport No \*

example: 601212031112 / A2765899

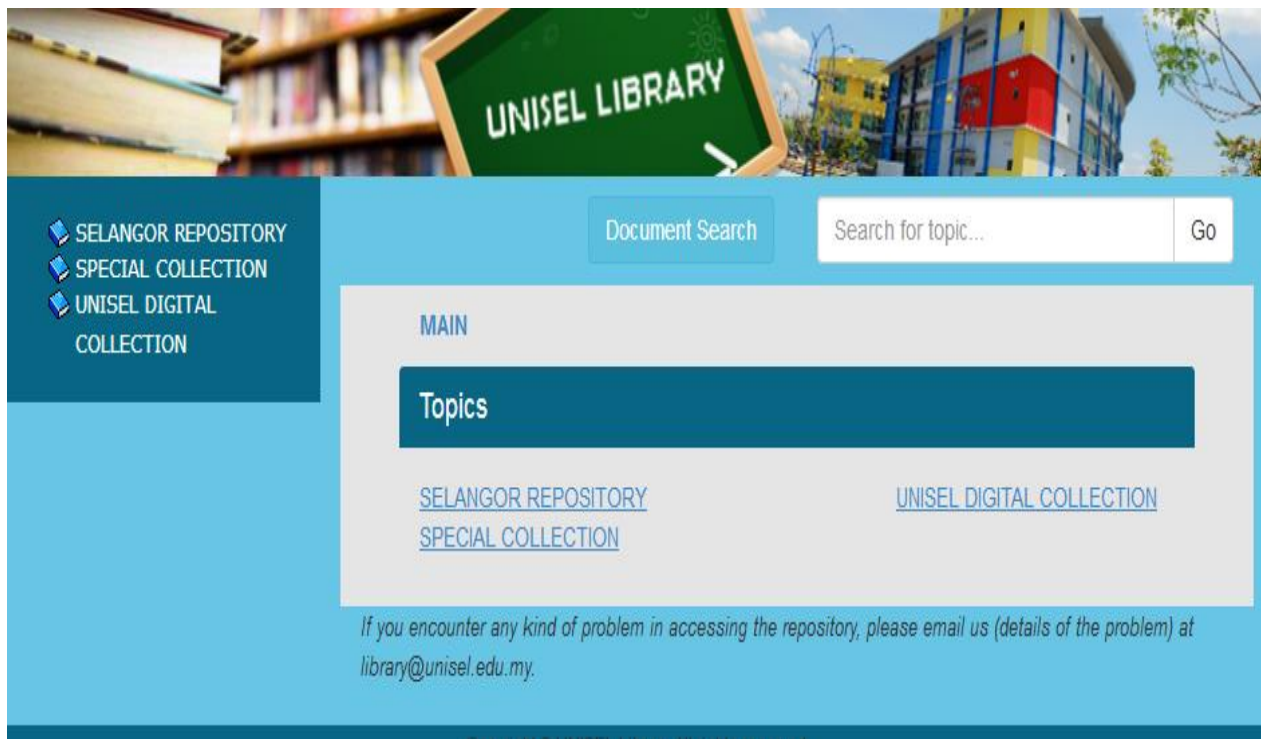
Your answer \_\_\_\_\_

Matric No / Staff No \*

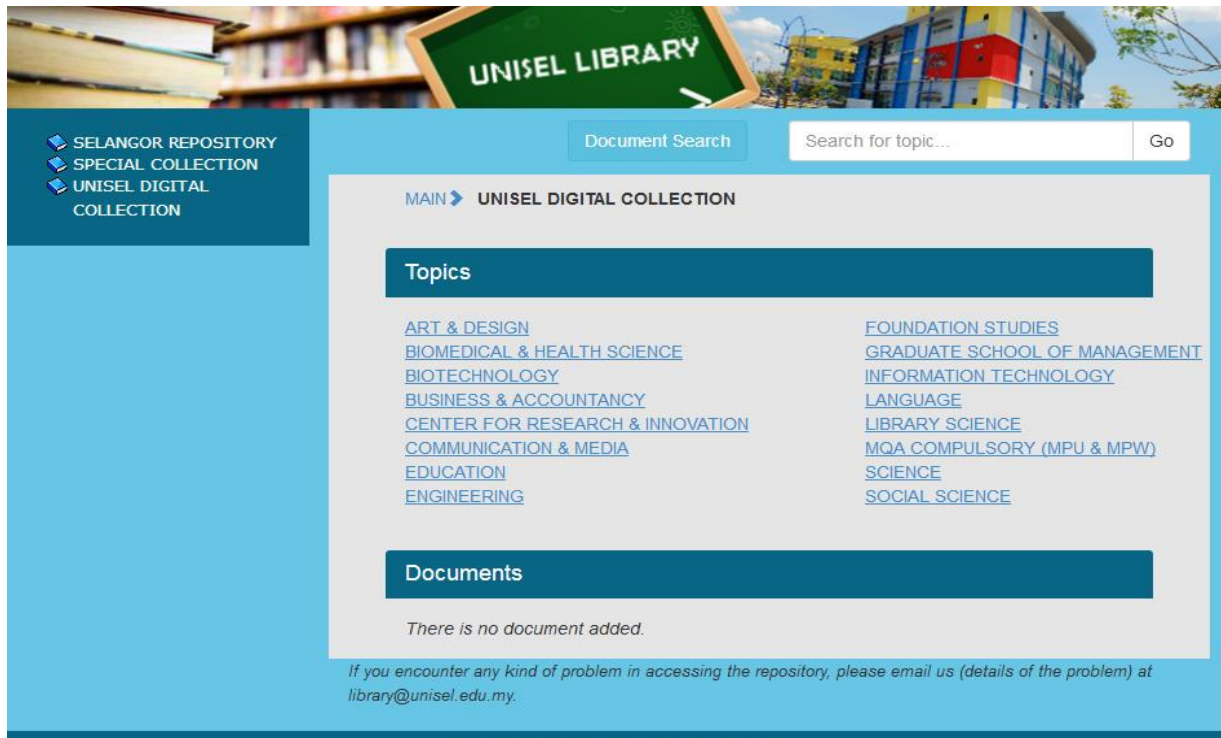
Your answer \_\_\_\_\_

NEXT

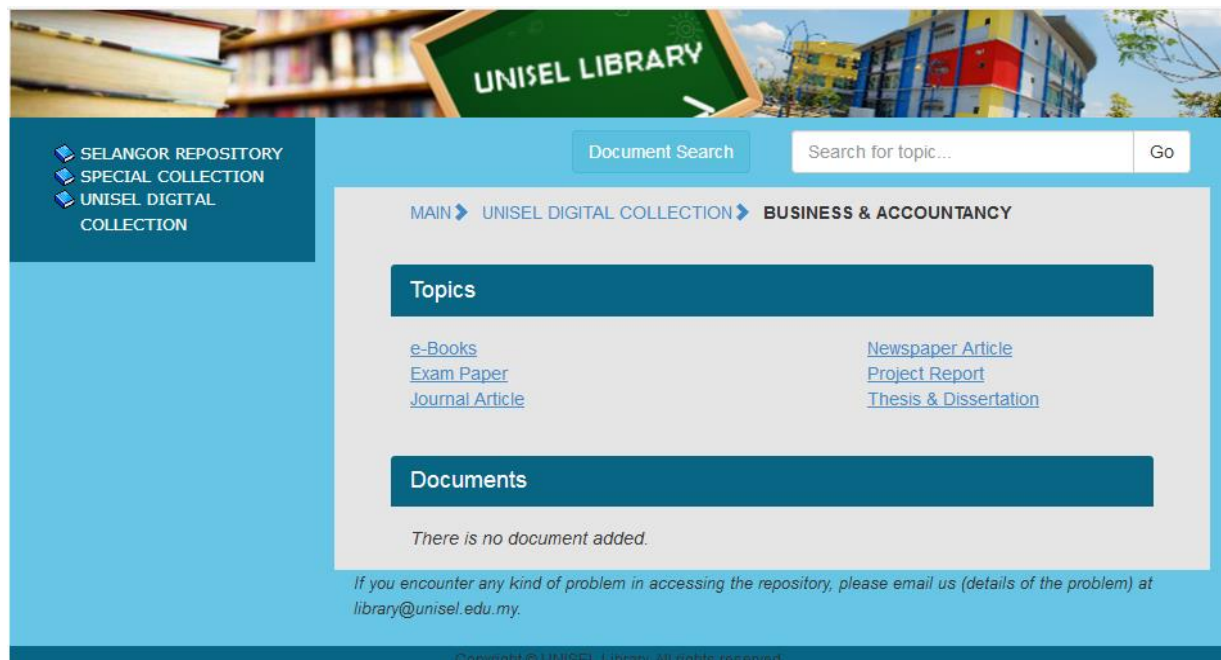
4. Click EDocument then click UNISEL DIGITAL COLLECTION



5. Click your Program / Faculty then click exam paper



The screenshot shows the UNISEL LIBRARY website interface. At the top, there is a navigation bar with a "Document Search" button and a search input field containing "Search for topic...". Below the search bar, the main content area is titled "UNISEL DIGITAL COLLECTION". A "Topics" section lists various academic fields: ART & DESIGN, BIOMEDICAL & HEALTH SCIENCE, BIOTECHNOLOGY, BUSINESS & ACCOUNTANCY, CENTER FOR RESEARCH & INNOVATION, COMMUNICATION & MEDIA, EDUCATION, ENGINEERING, FOUNDATION STUDIES, GRADUATE SCHOOL OF MANAGEMENT, INFORMATION TECHNOLOGY, LANGUAGE, LIBRARY SCIENCE, MQA COMPULSORY (MPU & MPW), SCIENCE, and SOCIAL SCIENCE. A "Documents" section below it states "There is no document added." At the bottom, a footer message reads: "If you encounter any kind of problem in accessing the repository, please email us (details of the problem) at library@unisel.edu.my."



This screenshot shows the same UNISEL LIBRARY website interface, but with the "BUSINESS & ACCOUNTANCY" category selected in the breadcrumb navigation. The "Topics" section now lists specific document types: e-Books, Exam Paper, Journal Article, Newspaper Article, Project Report, and Thesis & Dissertation. The "Documents" section still states "There is no document added." The footer message remains the same: "If you encounter any kind of problem in accessing the repository, please email us (details of the problem) at library@unisel.edu.my."