



HOW TO ACCESS
EZproxy
E-DATABASES
(OFF-CAMPUS
ACCESS)

UNISEL Library

Simple steps for you to access into EZproxy:

1. Go to UNISEL Library page @<http://library.unisel.edu.my>
2. Click icon **Ezproxy**



1ST PRIZE
Armageddon Gaming Sets with Keyboard

2ND PRIZE
Awel Earphone Wireless BT Sport A980BL

3RD PRIZE
Loca Powerbank 8,400 MAh

Emerald 3 in 1 Data Transfer & Charging Cable

unisel UNIVERSITY TELANGOR

Enter the Emerald Online Quiz for a chance to win great prizes!
Competition duration – 1 December 2018 to 31 December 2018
(T&Cs apply)

emerald PUBLISHING

MEMBER

WebOPAC 2.0

Turnitin

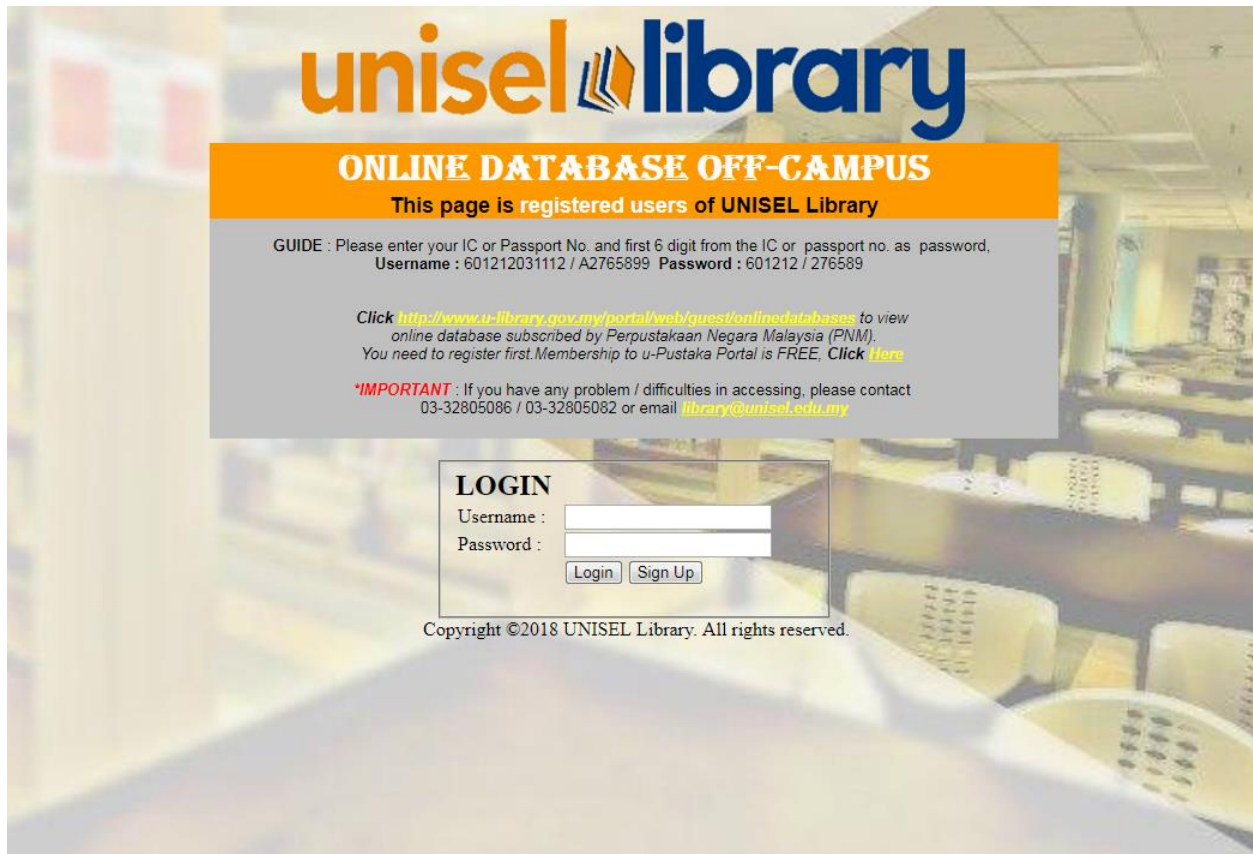
Ezproxy
Online Database Off Campus

MyLib
Library member account

Subject Browser

Library Compass

3. Login the page with your username and password as registered.



unisel library

ONLINE DATABASE OFF-CAMPUS
This page is registered users of UNISEL Library

GUIDE : Please enter your IC or Passport No. and first 6 digit from the IC or passport no. as password,
Username : 601212031112 / A2765899 Password : 601212 / 276589

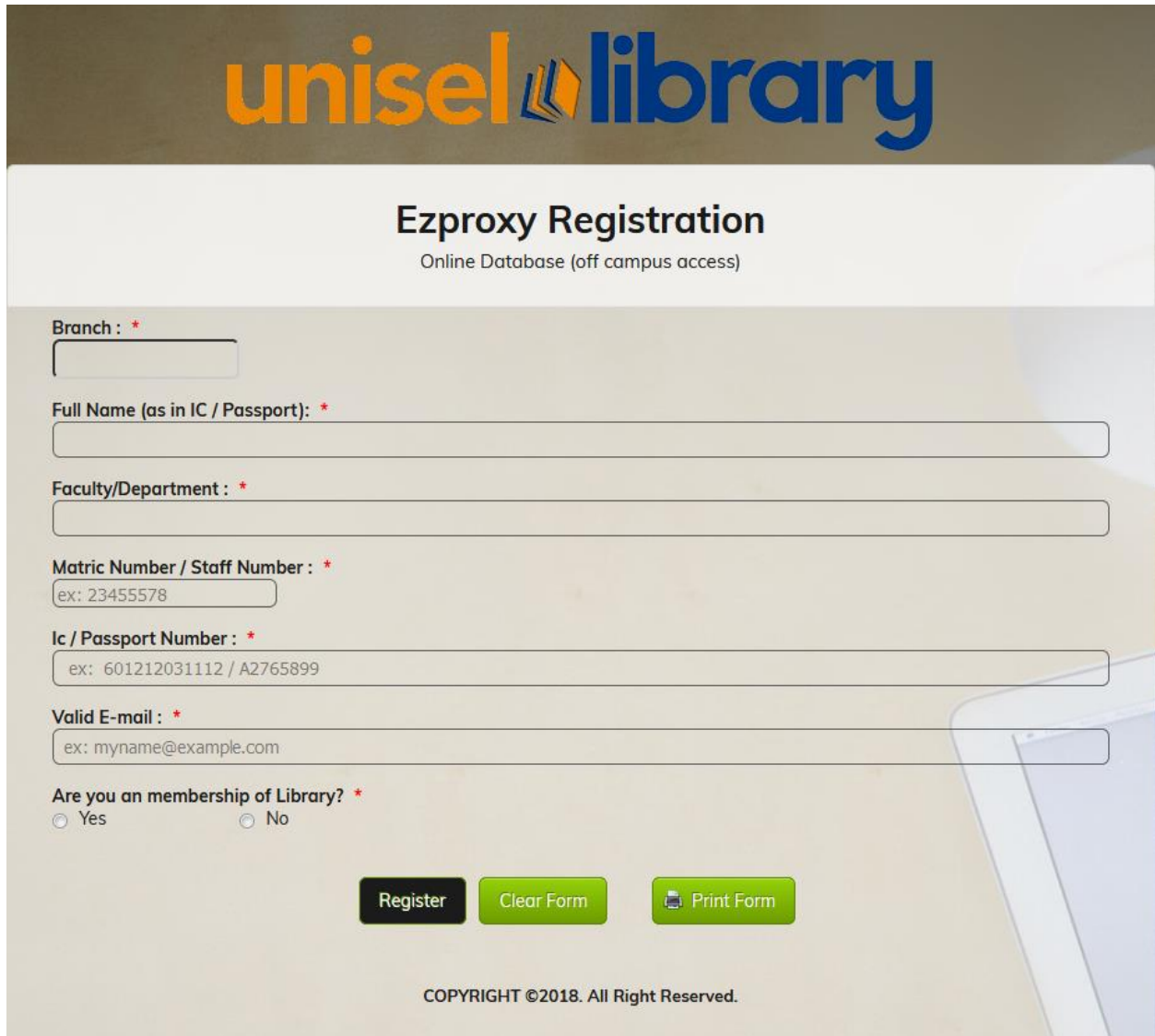
Click <http://www.u-library.gov.my/portal/web/guest/online-databases> to view online database subscribed by Perpustakaan Negara Malaysia (PNM).
You need to register first. Membership to u-Pustaka Portal is FREE. [Click Here](#)

***IMPORTANT** : If you have any problem / difficulties in accessing, please contact
03-32805086 / 03-32805082 or email library@unisel.edu.my

LOGIN
Username :
Password :

Copyright ©2018 UNISEL Library. All rights reserved.

****First time user** need to fill a form that provided by click **'sign up'**. The process takes 24hour (working day) before you can **log in** the online database



The image shows a registration form for unisel library. The header features the unisel library logo in orange and blue. Below the logo, the title "Ezproxy Registration" is displayed in bold black text, with the subtitle "Online Database (off campus access)" underneath. The form contains several input fields, each with a red asterisk indicating a required field. The fields are: "Branch", "Full Name (as in IC / Passport)", "Faculty/Department", "Matric Number / Staff Number" (with an example "ex: 23455578"), "Ic / Passport Number" (with an example "ex: 601212031112 / A2765899"), and "Valid E-mail" (with an example "ex: myname@example.com"). At the bottom of the form, there is a question "Are you an membership of Library?" with radio buttons for "Yes" and "No". Below the form are three buttons: "Register" (black), "Clear Form" (green), and "Print Form" (green with a printer icon). At the very bottom, the text "COPYRIGHT ©2018. All Right Reserved." is displayed.

unisel library

Ezproxy Registration

Online Database (off campus access)

Branch : *

Full Name (as in IC / Passport): *

Faculty/Department : *

Matric Number / Staff Number : *
ex: 23455578

Ic / Passport Number : *
ex: 601212031112 / A2765899

Valid E-mail : *
ex: myname@example.com

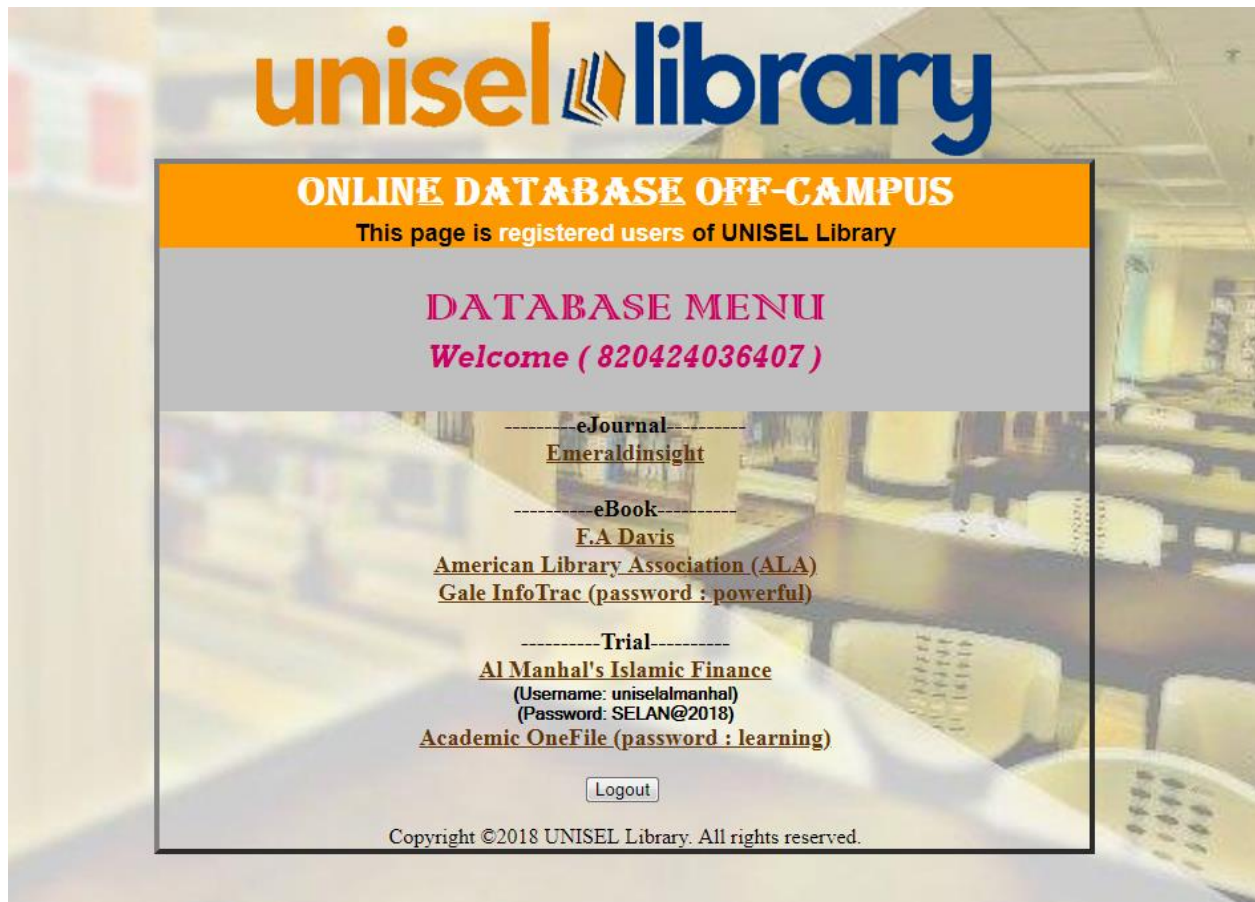
Are you an membership of Library? *

Yes No

[Register](#) [Clear Form](#) [Print Form](#)

COPYRIGHT ©2018. All Right Reserved.

4. Browse your needed databases.



unisel library

ONLINE DATABASE OFF-CAMPUS
This page is registered users of UNISEL Library

DATABASE MENU
Welcome (820424036407)

-----eJournal-----
Emeraldinsight

-----eBook-----
F.A Davis
American Library Association (ALA)
Gale InfoTrac (password : powerful)

-----Trial-----
Al Manhal's Islamic Finance
(Username: uniselalmanhal)
(Password: SELAN@2018)
Academic OneFile (password : learning)

Copyright ©2018 UNISEL Library. All rights reserved.