
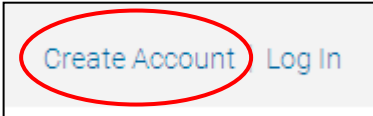
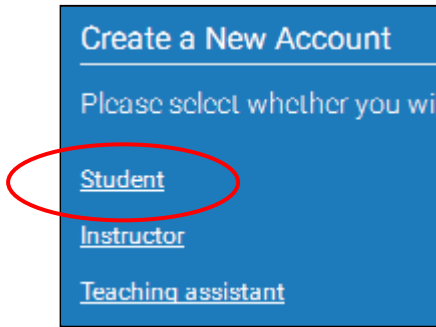
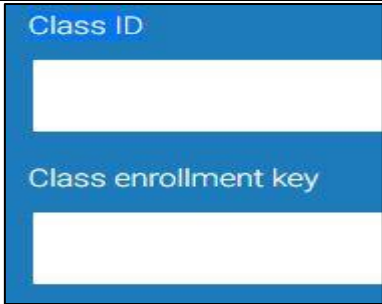
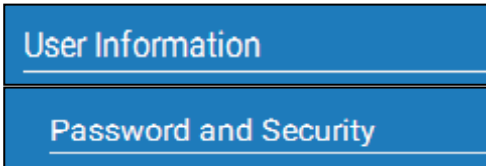
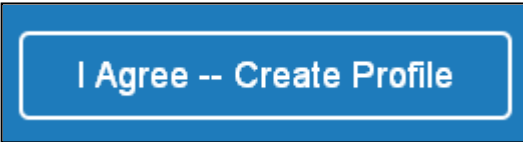
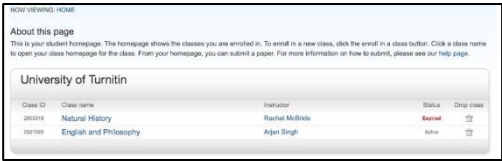
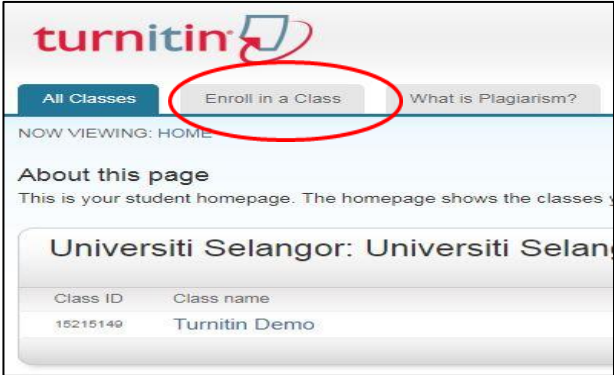
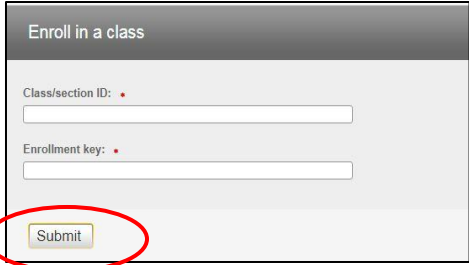
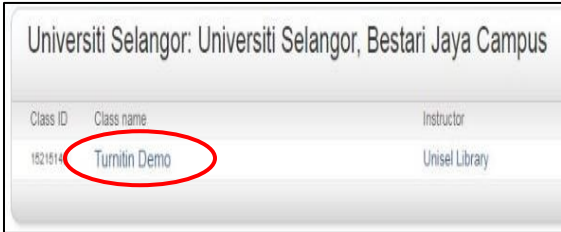



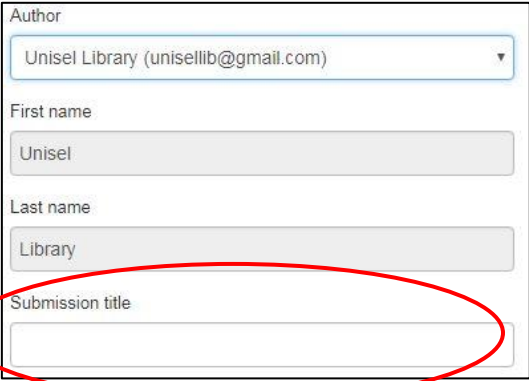
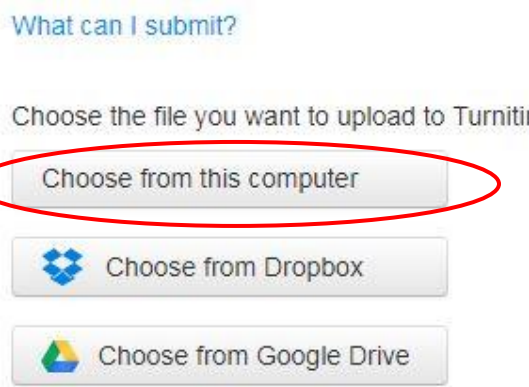

Introduction

Turnitin is an anti-plagiarism-tool that is used to detect plagiarism in student's work. Papers that are submitted to a Turnitin assignment will be checked against a large database of different sources.

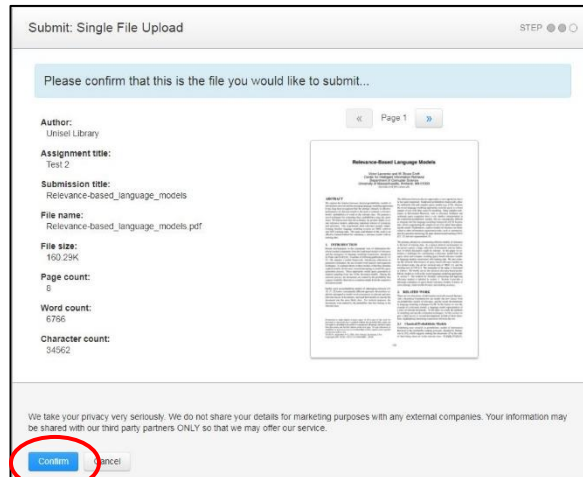
Chapter 1: Getting Started

Creating a User Profile	
1. Go to http://library.unisel.edu.my/web/guest/ and click on the Turnitin icon.	
2. Click on the Create Account link	
3. Click on Student link	
4. Key-in the Class ID and Class Enrolment Key that your instructor should have already supplied you with. Enter these details into the relevant fields.	
5. Complete the User Information section and Password and Security section	
6. To continue using Turnitin, the user must click on I Agree -- Create Profile to access Turnitin	

Student Homepage	
<p>1. The Student Homepage is the first page you see after logging in to Turnitin. You'll see a list of all the classes that you are currently enrolled in. Select the name of your class to open your assignment inbox.</p>	
<p>2. To add another class click Enroll in a Class button</p>	
<p>3. Key-in the Class ID and Class Enrolment Key that your instructor should have already supplied you with. After that, click Submit button.</p>	
Submitting a paper	
<p>1. Choose and click Class Name to go to your Assignment Inbox.</p>	
<p>2. From the Assignment Inbox, select the Submit button relevant to your assignment</p>	

<p>3. The paper submission page will open. Enter a title for your paper</p>	 <p>The screenshot shows a form with the following fields: 'Author' (a dropdown menu with 'Unisel Library (unisel@lib@gmail.com)' selected), 'First name' (text input with 'Unisel'), 'Last name' (text input with 'Library'), and 'Submission title' (text input, circled in red).</p>
<p>4. There are multiple ways to upload to Turnitin. Select Choose from this computer to pick a file that you have saved on your computer. If your file exists in Google docs or Dropbox you can upload directly from there. Turnitin accepts submissions in these formats:</p> <ul style="list-style-type: none">a. Microsoft Word™ (DOC and DOCX)b. Corel WordPerfect®c. HTMLd. Adobe PostScript®e. Plain text (TXT)f. Rich Text Format (RTF)g. Portable Document Format (PDF)h. Microsoft PowerPoint (PPT, PPTX, and PPS)i. Hangul (HWP)	 <p>The screenshot shows the 'What can I submit?' section with the text 'Choose the file you want to upload to Turnitin:'. Below this are three buttons: 'Choose from this computer' (circled in red), 'Choose from Dropbox', and 'Choose from Google Drive'.</p>
<p>5. Once you've selected your file, select the Upload button to upload your paper.</p>	 <p>The screenshot shows a dialog box with the text 'We take your privacy very seriously. be shared with our third party partne'. At the bottom are two buttons: 'Upload' (circled in red) and 'Cancel'.</p>

6. We'll then show you a preview of the paper and some details about it for you to look over. With this extra information check to see if the right file has been uploaded. The preview of the paper will show if there have been any formatting issues. If everything looks good, select the **Confirm** button to send your paper to your instructor.

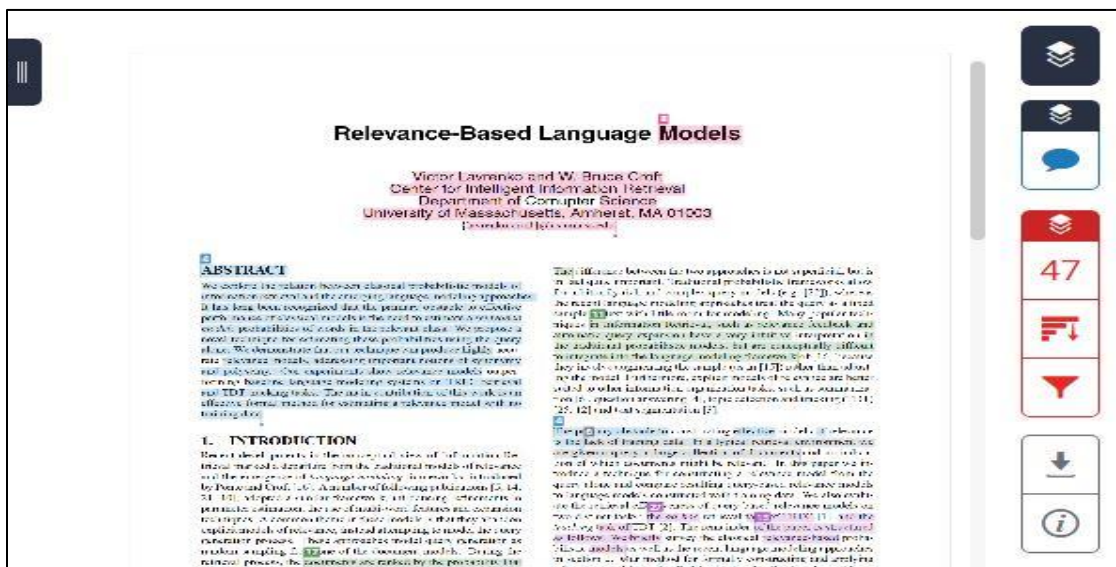
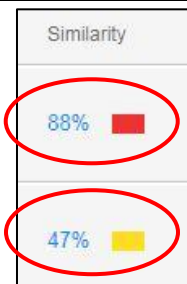


7. If your submission is successful, you'll see your digital receipt. You can print this page or view it later from within Turnitin Feedback Studio. We'll also email you a copy to your email address.



Viewing your Similarity Report

1. From the Assignment Inbox, select the **Similarity Report icon** to the right of your assignment. Click the percentage, then new window will appear and show the similarity report.



“... Turnitin does not detect plagiarism per se; Turnitin just finds text that matches other sources in the vast Turnitin databases and shows those matches. It is up to a human being to determine whether those text matches are a problem or not.... the Similarity Index is NOT a ‘plagiarism index’.... does Turnitin detect plagiarism? No - Turnitin offers a tool that helps educators (and their students) makes informed evaluations of student work rapidly and move on to the important task of discerning what their students need in the way of instruction, correction or judicial action.”

REFERENCES

iParadigm (2011). *Turnitin instructor handbook*. Retrieved April 17, 2017, from <https://turnitin.com/static/resources>.

Turnitin (2016). *Turnitin blog post*. Retrieved April 17, 2017 from <http://community.turnitin.com/members/blog>.